



		Introductory sub-table (I)(a)	
Name of the Company:		MARATHON NEXTGEN REALTY LIMITED	
Scrip Code, Name of the scrip, class of security:		503101	
Quarter ended:		31/03/2015	
Partly paid-up shares:-		No. of partly paid-up shares	As a % of total no. of partly paid-up shares
Held by promoter/promoter group		NIL	NIL
Held by public		NIL	NIL
Total - D		NIL	NIL
Outstanding convertible securities:-		No. of outstanding securities	As a % of total no. of outstanding convertible securities
Held by promoter/promoter group		NIL	NIL
Held by public		NIL	NIL
Total - E		NIL	NIL
Warrants:-		No. of warrants	As a % of total no. of warrants
Held by promoter/promoter group		NIL	NIL
Held by public		NIL	NIL
Total - F		NIL	NIL
Total paid-up capital of the company, assuming full conversion of warrants and convertible securities		18958230 Equity Shares	



Company Name: MARATHON NEXTGEN REALTY LIMITED

Statement Showing Shareholding Pattern

Category code	Category of Shareholder	Number of Shareholders	Table (I)(a)					Total shareholding as a percentage of total number of shares	Shares Plugged or otherwise encumbered
			Total number of shares	Number of shares held in dematerialized form	As a percentage of (A+B)1	As a percentage of (A+B+C)	Number of shares		
(I)	(II)	(III)	(IV)	(V)	(VI)	(VII)	(VIII)	(IX) = (VIII)/(IV)*100	
(A)	Shareholding of Promoter and Promoter Group2								
	1 Indian								
(a)	Individuals/ HUF	0	0	0	0.00	0.00	0	0.00	
(b)	Central Govt./ State Govt.(s)	0	0	0	0.00	0.00	0	0.00	
(c)	Bodies Corporate	1	14218000	14218000	75.00	75.00	0	0.00	
(d)	Financial Institutions/ Banks	0	0	0	0.00	0.00	0	0.00	
(e)	Any Others(Specify)								
(e-i)	Directors Relatives	4	400	400	0.00	0.00	0	0.00	
(e-ii)	Directors	2	200	200	0.00	0.00	0	0.00	
	Sub Total(A)(1)	7	14218600	14218600	75.00	75.00	0	0.00	
	2 Foreign								
a	Individuals (NRI/Foreign Individuals)	0	0	0	0.00	0.00	0	0.00	
b	Bodies Corporate	0	0	0	0.00	0.00	0	0.00	
c	Institutions	0	0	0	0.00	0.00	0	0.00	
d	Qualified Foreign Investor	0	0	0	0.00	0.00	0	0.00	
e	Any Others(Specify)	0	0	0	0.00	0.00	0	0.00	
	Sub Total(A)(2)	0	0	0	0.00	0.00	0	0.00	
	Total Shareholding of Promoter and Promoter Group (A) = (A)(1)+(A)(2)	7	14218600	14218600	75.00	75.00	0	0.00	



(B)	Public shareholding													
1	Institutions													
(a)	Mutual Funds/ UTI	2	1485	1155	0.01	0.01	0	0.00						
(b)	Financial Institutions / Banks	0	0	0	0.00	0.00	0	0.00						
(c)	Central Government/ State Government(s)	0	0	0	0.00	0.00	0	0.00						
(d)	Venture Capital Funds	0	0	0	0.00	0.00	0	0.00						
(e)	Insurance Companies	0	0	0	0.00	0.00	0	0.00						
(f)	Foreign Institutional Investors	0	0	0	0.00	0.00	0	0.00						
(g)	Foreign Venture Capital Investors	0	0	0	0.00	0.00	0	0.00						
(h)	Qualified Foreign Investor	0	0	0	0.00	0.00	0	0.00						
(i)	Any Other (specify)	0	0	0	0.00	0.00	0	0.00						
	Sub-Total (B)(1)	8	1988	1170	0.01	0.01	0	0.00						0.00
B 2	Non-institutions													
(a)	Bodies Corporate	103	190492	125950	1.00	1.00	0	0.00						
(b)	Individuals	4369	885553	774703	4.67	4.67	0	0.00						
I	Ind-Hold nominal shr capital upto Rs. 1L	29	3531029	3531029	18.63	18.63	0	0.00						
II	Ind-Hold nominal shr capital in excess of Rs. 1L	0	0	0	0.00	0.00	0	0.00						
(c)	Qualified Foreign Investor	0	0	0	0.00	0.00	0	0.00						
(d)	Any Other (specify)	0	0	0	0.00	0.00	0	0.00						
(d-i)	Others	0	0	0	0.00	0.00	0	0.00						
(d-ii)	Clearing member	8	1169	1169	0.01	0.01	0	0.00						
(d-iii)	NRI	34	126706	126706	0.67	0.67	0	0.00						
(d-iv)	NRI Corp Bodies	0	0	0	0.00	0.00	0	0.00						
(d-v)	Foreign Corp Bodies (Including FDJ)	0	0	0	0.00	0.00	0	0.00						
(d-vi)	Customers	0	0	0	0.00	0.00	0	0.00						
(d-vii)	Suppliers	0	0	0	0.00	0.00	0	0.00						
(d-viii)	Foreign Nationals	0	0	0	0.00	0.00	0	0.00						
(d-ix)	Trusts	4	2693	2693	0.01	0.01	0	0.00						
(d-x)	Foreign (Promoters)	0	0	0	0.00	0.00	0	0.00						
(d-xi)	Directors	0	0	0	0.00	0.00	0	0.00						
(d-xii)	Directors Relatives	0	0	0	0.00	0.00	0	0.00						
(d-xiii)	Foreign Individuals (Including FDJ)	0	0	0	0.00	0.00	0	0.00						
	Sub-Total (B)(2)	4547	4737642	4562250	24.99	24.99	0	0.00						0.00
(B)	Total Public Shareholding (B) = (B)(1)+(B)(2)	4555	4739630	4563420	25.00	25.00	0	0.00						0.00
	TOTAL (A)+(B)	4562	18958230	18782020	100.00	100.00	0	0.00						0.00




(C)	Shares held by Custodians and against which Depository Receipts have been issued								
1	Promoter and Promoter Group	0	0	0	0.00	0.00	0		0.00
2	Public -	0	0	0	0.00	0.00	0		0.00
	Sub-Total (C)	0	0	0	0.00	0.00	0		0.00
	GRAND TOTAL (A)+(B)+(C)	4562	18958230	18782020	100.00	100.00	0		0.00



(1)(b) Statement showing holding of securities (including shares, warrants, convertible securities) of persons belonging to the category "Promoter and Promoter Group"												
Sr. No.	Name of the shareholder	Details of Shares held			Encumbered shares (*)			Details of warrants		Details of convertible securities		Total shares (including shares underlying shares assuming full conversion of warrants and convertible securities) as a % of diluted share capital
		Number of shares held	As a % of grand total (A)+(B)+(C)	No.	As a percentage	As a % of grand total (A)+(B)+(C) of sub-clause (1)(a)	Number of warrants held	As a % Total Number of warrants of the same Class	Number of convertible securities held	As a % Total Number of convertible securities of the same Class		
(I)	(II)	(III)	(IV)	(V)	(VI)	(VII)	(VIII)	(IX)	(X)	(XI)	(XII)	
1	ANSUYA RAMNIKAL SHAH	100	0.00	0	0.00	0.00	0	0.00	0	0.00	0.00	
2	CHETAN RAMNIKAL SHAH	100	0.00	0	0.00	0.00	0	0.00	0	0.00	0.00	
3	LITHACA INFORMATICS PVT LTD	14218000	75.00	0	0.00	0.00	0	0.00	0	0.00	0.00	
4	MAYUR RAMNIKAL SHAH	100	0.00	0	0.00	0.00	0	0.00	0	0.00	0.00	
5	RAMNIKAL Z SHAH	100	0.00	0	0.00	0.00	0	0.00	0	0.00	0.00	
6	SHAILAJA CHETAN SHAH	100	0.00	0	0.00	0.00	0	0.00	0	0.00	0.00	
7	SOMAL MAYUR SHAH	100	0.00	0	0.00	0.00	0	0.00	0	0.00	0.00	
	TOTAL	14218600	75.00	0	0.00	0.00	0	0.00	0	0.00	0.00	

(*) The term "encumbrance" has the same meaning as assigned to it in regulation 28(3) of the SAST Regulations, 2011




(I)(c)(i)	Statement showing holding of securities (including shares, warrants, convertible securities) of persons belonging to the category "Public" and holding more than 1% of the total number of shares									
	Sr. No.	Name of the shareholder	Number of shares held	Shares as a percentage of total number of shares {i.e., Grand Total (A)+(B)+(C) indicated in Statement at para (I)(a) above}	Details of warrants		Details of convertible securities		Total shares (including underlying shares assuming full Conversion of warrants and convertible securities) as a % of diluted share capital	
Number of warrants held					As a % Total Number of the same Class	Number of convertible securities held	As a % Total Number of convertible securities of the same Class			
	1	KHYATI SUDHIR VALIA	525553	2.77	0	0.00	0	0.00		
	2	PARESH MOHANLAL PAREKH	520553	2.75	0	0.00	0	0.00		
	3	RAJANYA ADITYA RAVASIA	233000	1.23	0	0.00	0	0.00		
	4	SHOORJI ADITYA PRATAPSIKH	233000	1.23	0	0.00	0	0.00		
	5	SHRADDHA SUDHIR VALIA	525553	2.77	0	0.00	0	0.00		
	6	VIAV MOHANLAL PAREKH	520553	2.75	0	0.00	0	0.00		
		TOTAL	2558212	13.49	0	0.00	0	0.00		



(1)(c)(ii) Statement showing holding of securities (including shares, warrants, convertible securities) of persons (together with PAC) belonging to the category "Public" and holding more than 5% of the total number of shares of the company									
Sr. No.	Name(s) of the shareholder(s) and the Persons Acting in Concert (PAC) with them	Number of shares	Shares as a percentage of total number of shares {i.e., Grand Total (A) + (B) + (C) indicated in Statement at para (1)(a) above}	Details of warrants		Details of convertible securities held		Total shares (including underlying shares assuming full conversion of warrants and convertible securities) as a % of diluted share capital	
				Number of warrants	As a % Total Number of warrants of the same Class	Number of convertible securities held	% w.r.t Total Number of convertible securities of the same Class		
1	TOTAL	0	0.00	0	0.00	0	0.00	0.00	
		0	0.00	0	0.00	0	0.00	0.00	



(1)(d) Statement showing details of locked-in shares.			
Name of the shareholder	Number of locked-in shares	Locked-in shares as a percentage of total number of shares {i.e., Grand Total (A)+(B)+(C) indicated in Statement at para (1)(a) above}	
Sr. No. 1	0	0.00	Promoter / Promoter Group / Public
TOTAL	0	0.00	



(II)(a) Statement showing details of Depository Receipts (DRs)				
Sr. No.	Type of outstanding DR (ADRs, GDRs, SDRs, etc.)	Number of outstanding DRs	Number of shares underlying outstanding DRs	Shares underlying outstanding DRs as a percentage of total number of shares {i.e., Grand Total (A) + (B) + (C) indicated in Statement at para (I)(a) above}
1		0	0	0
	TOTAL	0	0	0



(11)(b)	Statement showing holding of Depository Receipts (DRs), where underlying shares held by 'promoter/promoter group' are in excess of 10% of the total number of shares			
Sr. No.	Name of the DR Holder	Type of outstanding DR (ADRs, GDRs, SDRs, etc.)	Number of shares underlying outstanding DRs	Shares underlying outstanding DRs as a percentage of total number of shares {i.e., Grand Total (A)+(B)+(C) indicated in Statement at para (1)(a) above}
1			0	0
	TOTAL		0	0

